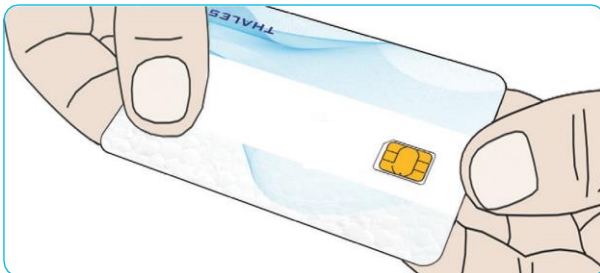


Deplug Method Nano SIM

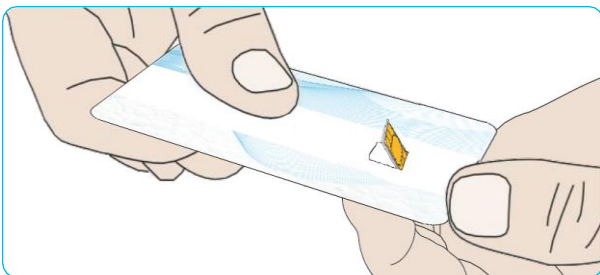
This guide will help you snap the SIM out of the card. Follow the instructions below to insert the SIM in your phone.

Nano SIM Deplug



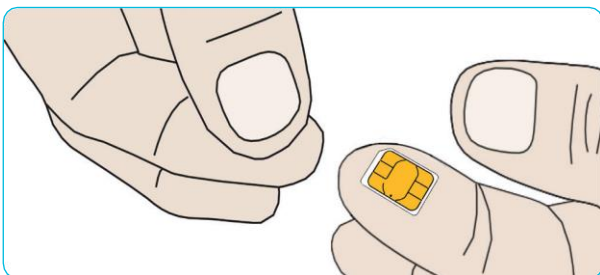
Step 1

Take the SIM card.



Step 2

Put your index finger under the Nano SIM and your thumb above the Nano SIM. Push the module from behind with your index finger towards the front.



Step 3

Nano SIM is ready to use.