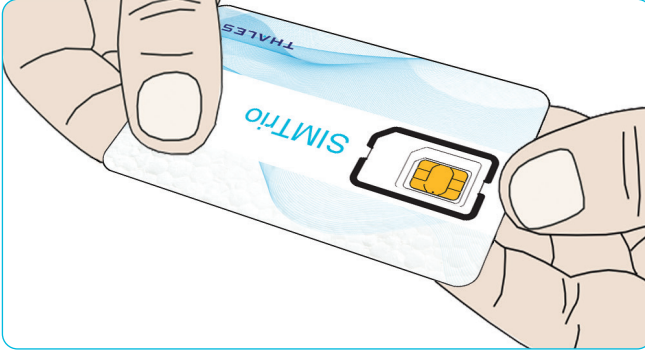


Deplug Method SIM Trio

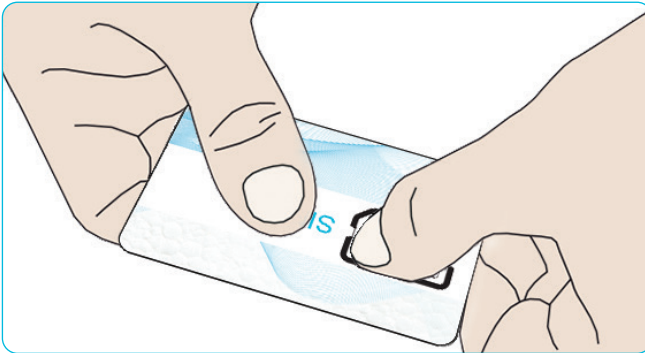
This guide will help you snap the SIM trio out of the card. Follow the instructions below to insert the SIM in your phone.

1. SIM Deplug



Step 1:

Take the ISO card.

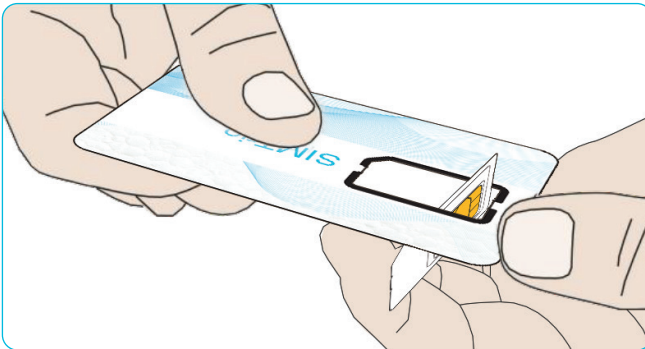


Step 2:

Place your right index finger under the SIM,

from the **back** of the card, push with your right index finger on the right side of the clip

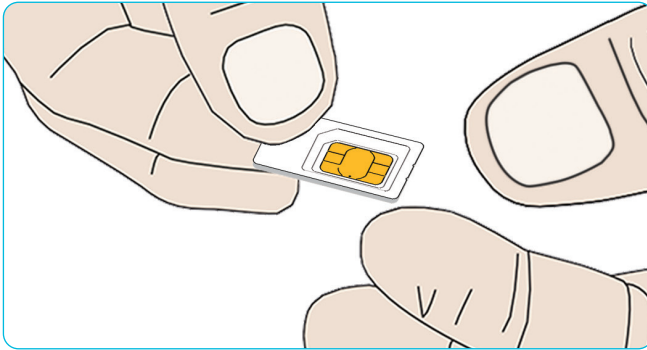
from the **front** of the card, push with your left thumb on the left side of the clip.



Step 3:

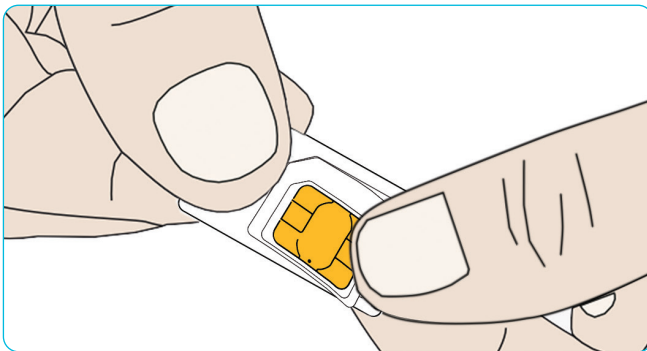
Pull to deplug the SIM.

2. Micro SIM Deplug



Step 1:

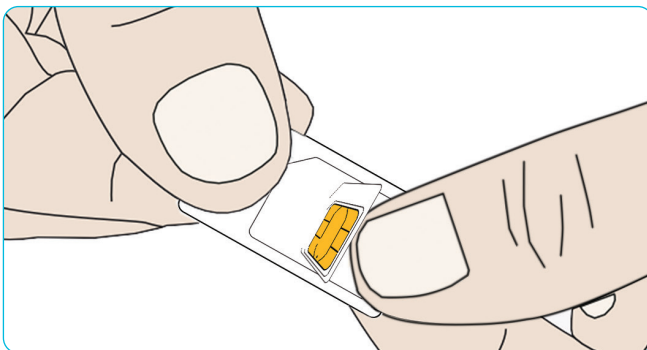
Take the **SIM**.



Step 2:

Handle the **SIM** between your left thumb and right index finger.

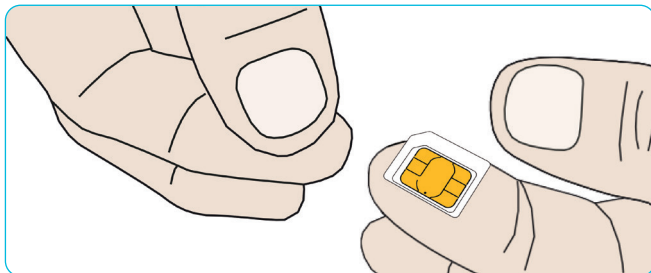
From the back of the **SIM**, push the right edge to the top to start to detach the **Micro SIM**.



Step 3:

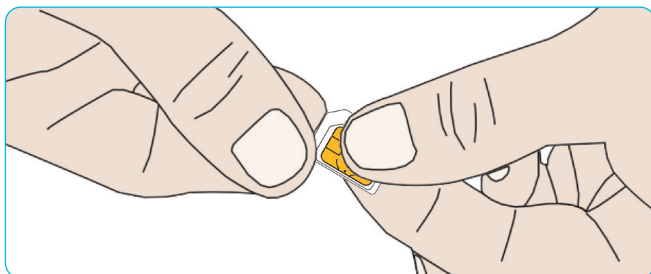
Then pull the **Micro SIM** to detach it.

3. Nano SIM Deplug



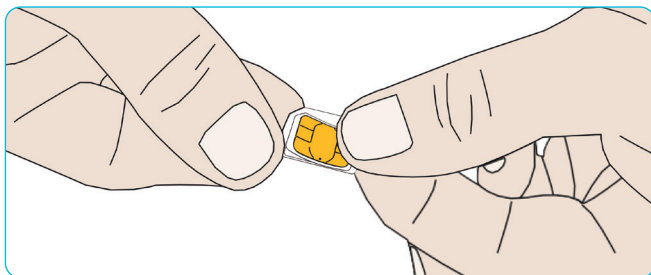
Step 1:

Take the **Micro SIM**.



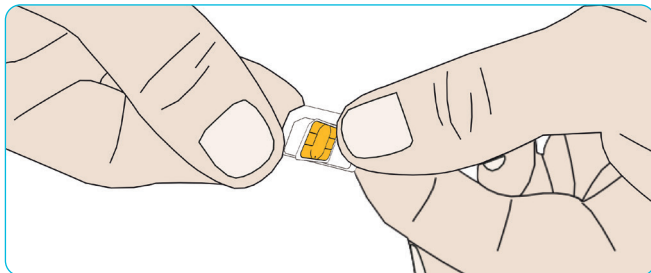
Step 2:

Handle the **Micro SIM** between your thumb and index of one hand module up and put the thumb of the other hand on the opposite corner.



Step 3:

Push the top right corner to start to deplug



Step 4:

Push the **Nano SIM** from the back to completely deplug it.